

DTF Printing Explained




I want to print on fabric using a special film



DTF OR DTG IN THIS CASE?

You want to print directly on fabric using a special film. You will use DTF. It will transfer your design to a garment using a special film.



WHY NOT DTG?

We can't use a special film with DTG. Unlike DTF, DTG puts the design directly onto the fabric.



WHAT'S THE IDEAL PRINT VOLUME IN DTF?

DTF is ideal for small and large print runs. You can go faster with DTF if you have a large DTF printing business.



I WILL BE USING DIFFERENT FABRICS

Good news for you. DTF works on cotton, silk, polyester, and mixed fabrics. You just need to start.




MY DESIGN HAS TOO MANY COLORS

DTF is great for colored designs, especially when using the presets and spot colors in Caldera Direct-to-Film software for color reproduction.




IS DTF PRINTING AFFORDABLE?

DTF requires less expensive equipment compared to DTG. However, the cost per print varies depending on the materials used.



I WANT TO ACHIEVE A SOFT FEEL

You can achieve a soft feel with DTF by using the knockout tool. You also have to make sure you use the right amount of white underbase.



IS DTF PRINTING FAST?

DTF is faster for large productions. You can print many designs all at once, and then transfer them onto t-shirts later.



DO I NEED A DTF SOFTWARE?

Yes, DTF printing requires a specialized RIP software like Caldera Direct-to-Film - DTF software to manage presets, colors, white underbase and more.



SO I CAN PRINT EASILY NOW?

Yes, if you got all your answers, you can start your DTF printing. Make sure you get everything you need.